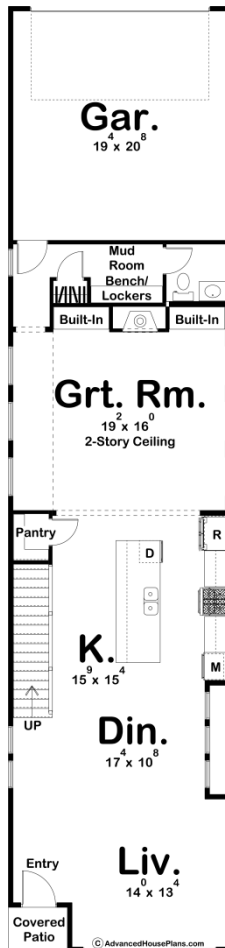
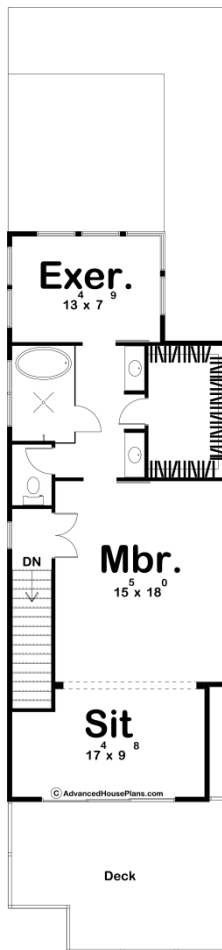
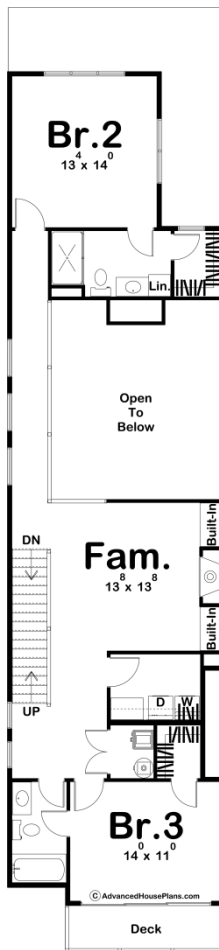




**29842 - View Park Data Sheet**

3208 SQ FT	3 BEDS	4 BATHS	2 BAYS	20' 0" WIDE	85' 0" DEEP
---------------	-----------	------------	-----------	----------------	----------------





Construction Specs

## Layout

Bedrooms	3
Bathrooms	4
Garage Bays	2

## Square Footage

Main Level	1238 Sq. Ft.
Second Level	1072 Sq. Ft.
Third Level	898 Sq. Ft.
Garage	420 Sq. Ft.
Total Finished Area	3208 Sq. Ft.

## Exterior Dimensions

Width	20' 0"
Depth	85' 0"

## Default Construction Stats

*Stats are unique to the individual plan.*

Foundation Type	Slab
Exterior Wall Construction	2x4
Roof Pitches	Flat
Foundation Wall Height	9'
Main Wall Height	9'
Second Wall Height	8'

## Plan Description

The View Park is a stunning Modern narrow home. The exterior blends wood with stucco and flat roof pitches to give the home an ultra-modern look. At only 20' wide, this home packs a ton of great features into a home that can fit in almost any lot. On the main level, the living room, dining room, and kitchen flow seamlessly in this open floor plan. The kitchen includes a large island with a snack bar and a walk-in pantry. The great room is warmed by a fireplace that is flanked by built-in bookshelves. The second floor includes a family room and 2 bedrooms. Both bedrooms have access to their own bathroom and each has its own walk-in closet. The second-floor family room includes a fireplace that is flanked by built-in bookshelves. The third floor is where you will find the luxurious master suite. The master suite includes a sitting room with access to its own private deck. The master bathroom includes a wet room, his/her vanities, an enclosed toilet, and a large walk-in closet. An exercise room helps complete the master suite.